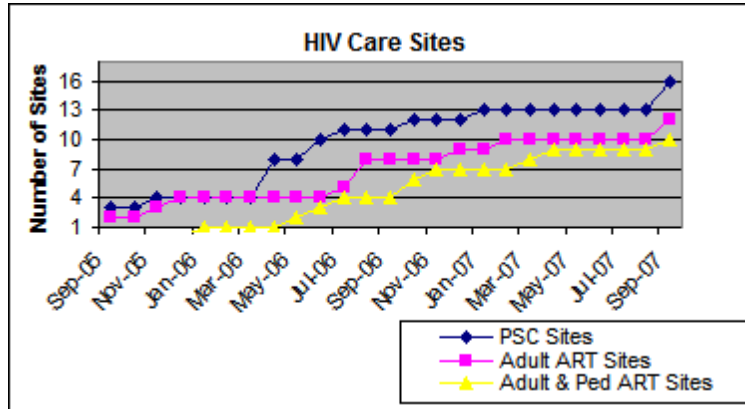


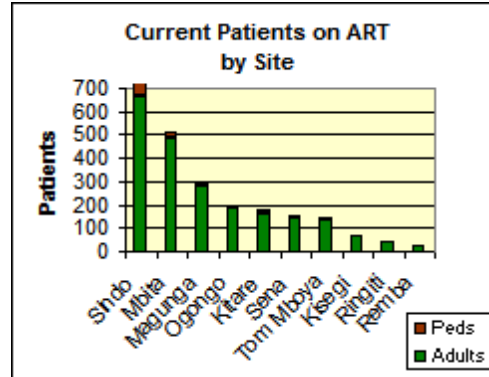
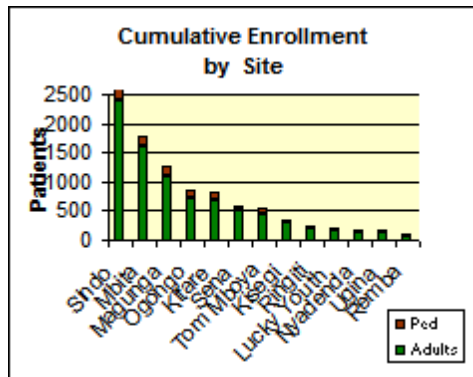
Suba District

Summary of HIV Care & Treatment Enrollment Trends through 30 Sep '07

Current enrollment: Total enrolled 9067
 Total on ART 2375
 Peds enrolled 1199
 Peds on ART 164



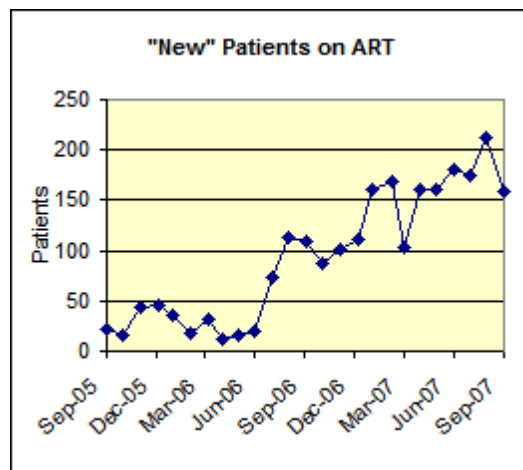
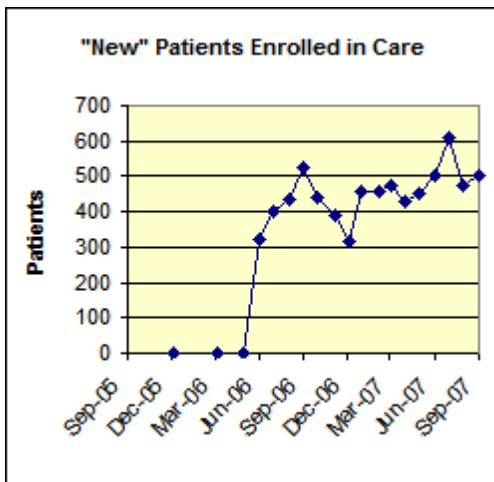
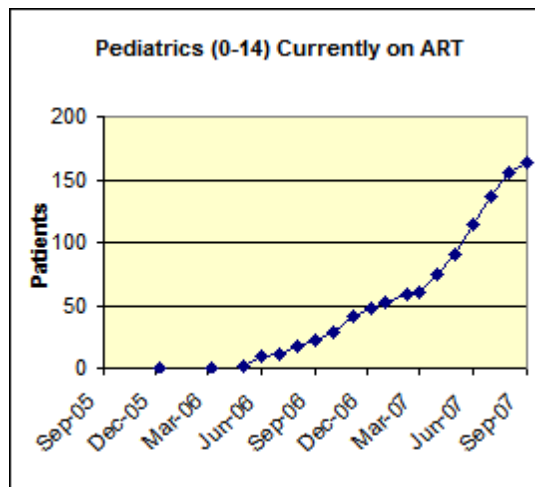
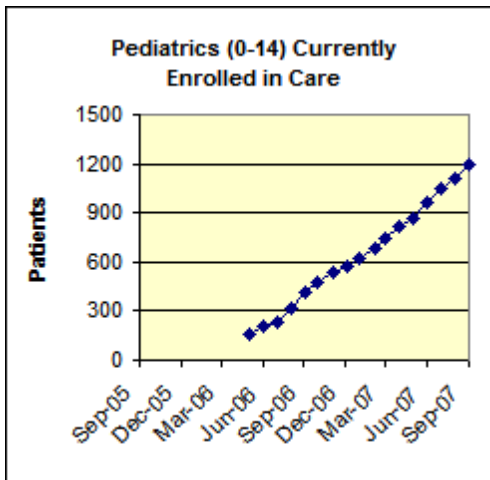
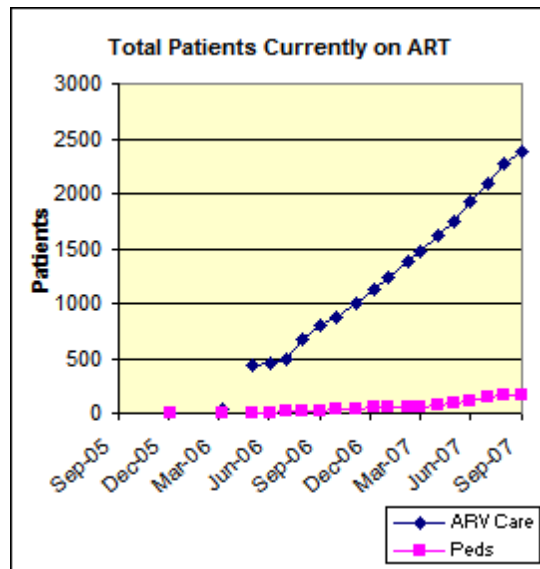
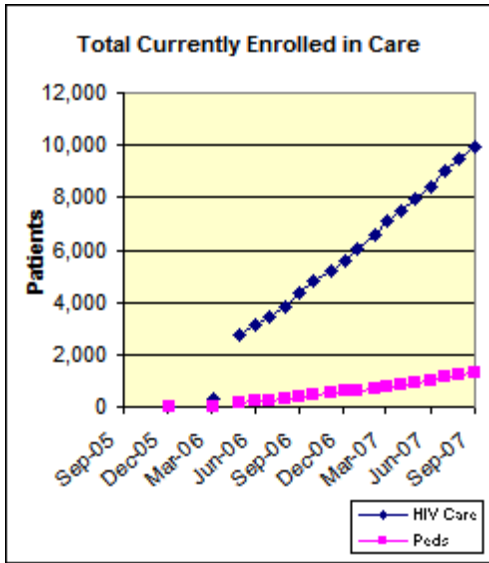
Cumulative Patients in Care				Current Patients in Care			Current Patients on ART			
Site	Adults	Ped	Total	Adults	Ped	Total	Site	Adults	Peds	Total
Sindo	2411	306	2717	2213	268	2481	Sindo	670	59	729
Mbita	1609	188	1797	1523	169	1692	Mbita	485	24	509
Magunga	1107	171	1278	1024	161	1185	Magunga	278	19	297
Ogongo	713	145	858	670	138	808	Ogongo	184	15	199
Kitare	697	134	831	643	130	773	Kitare	162	16	178
Sena	528	67	595	485	60	545	Sena	141	11	152
Tom Mboya	459	80	539	341	65	406	Tom Mboya	135	14	149
Kisegi	292	59	351	277	54	331	Kisegi	70	2	72
Ringiti	189	44	233	173	40	213	Ringiti	40	0	40
Lucky Youth	187	33	220	127	27	154	Remba	25	0	25
Nyadenda	138	34	172	115	29	144	Nyadenda	14	4	18
Ugina	137	26	163	115	22	137	Ugina	7	0	7
Remba	84	10	94	78	9	87	Lucky Youth	0	0	0
Nyandiwa	44	7	51	44	7	51	Nyandiwa	0	0	0
Nyatoto	25	15	40	25	15	40	Nyatoto	0	0	0
Wakula	15	5	20	15	5	20	Wakula	0	0	0
Suba Total	8635	1324	9959	7868	1199	9067	Suba Total	2211	164	2375



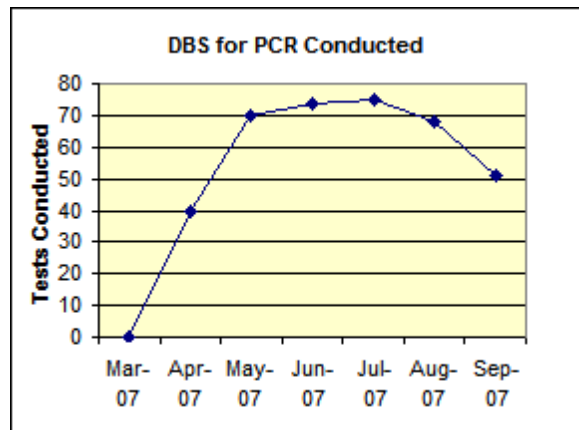
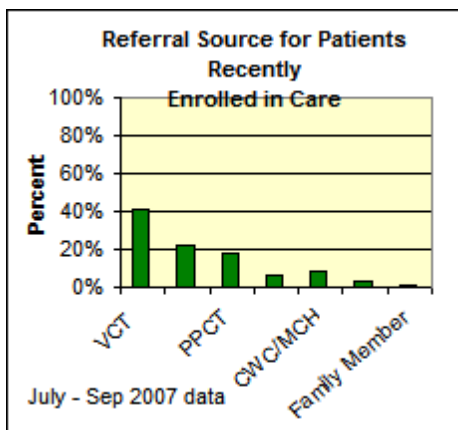
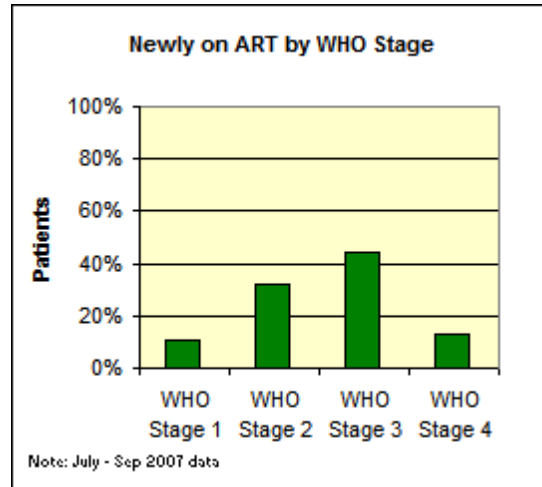
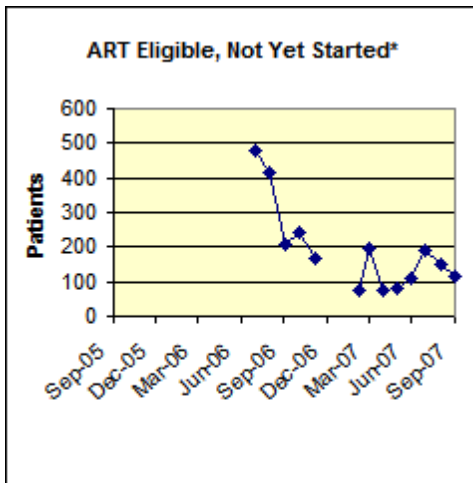
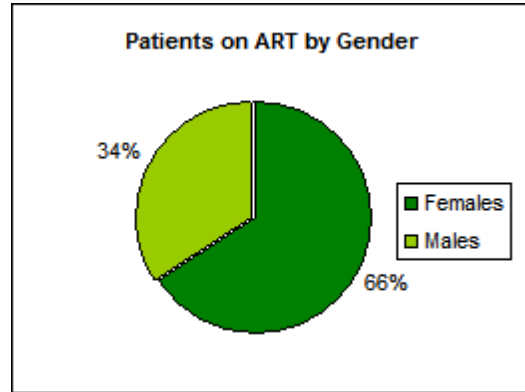
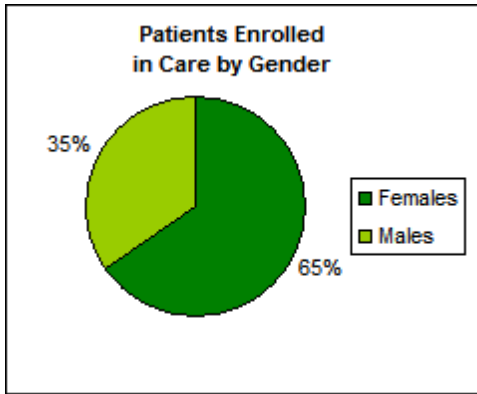
Suba District

Sep-07

page 2



Suba District



Suba District

