

Migori & Rongo Districts FACES Quarterly Site Report November 2007



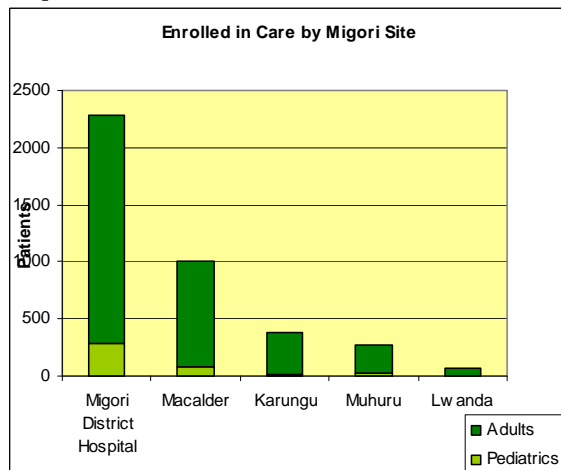
I. HIV CARE & TREATMENT

Table 1: Patients currently enrolled in care and those on ART by 30 Sep '07

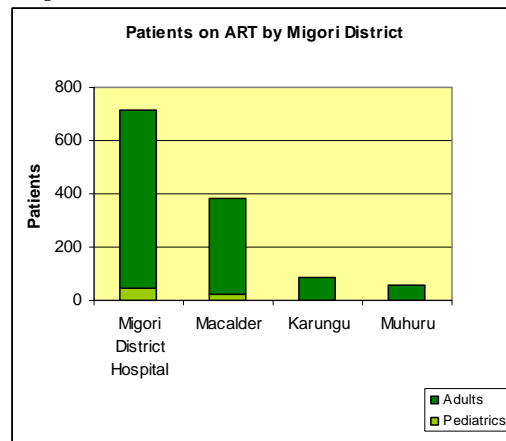
Migori District				Patients on ART			
Site	Adults	Peds	Total	Site	Adults	Peds	Total
Muhuru	251	26	277	Muhuru	57	1	58
Karungu	366	10	376	Karungu	85	1	86
Migori District Hospital	1993	290	2283	Migori District Hospital	673	44	717
Macalder	925	84	1009	Macalder	359	22	381
Lwanda	62	1	63				
Migori Total	3597	411	4008	Migori Total	1174	68	1242

Rongo District				Patients on ART			
Site	Adults	Peds	Total	Site	Adults	Peds	Total
Rongo	718	91	809	Rongo	614	17	631
Oyani	69	9	78				
Othoro	34	0	34				
Ongo	68	16	84				
Rongo Total	889	107	1005	Rongo Total	614	17	631

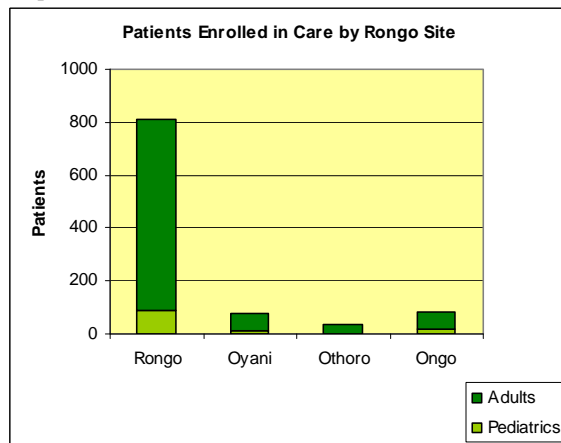
Graph 1



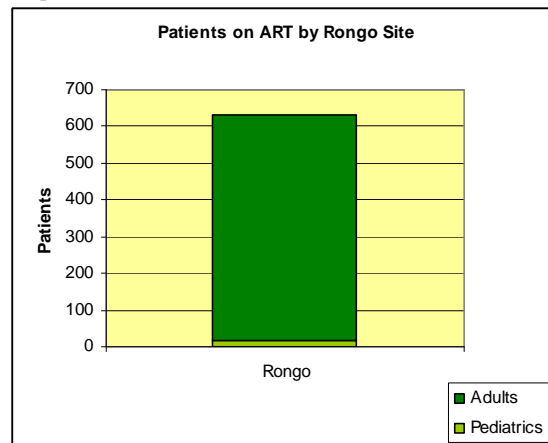
Graph 2



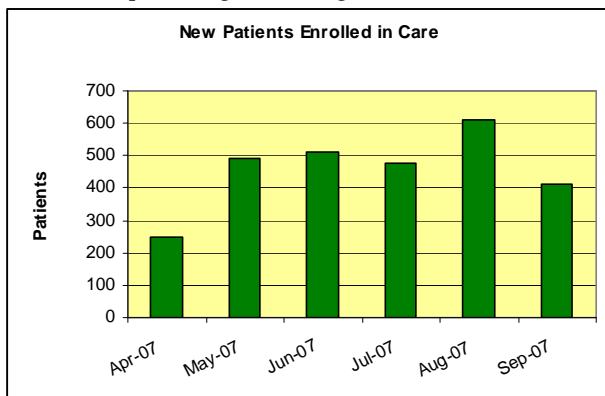
Graph 3



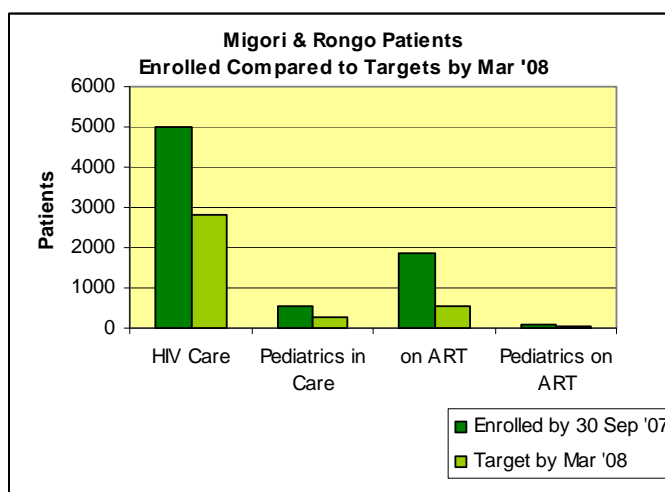
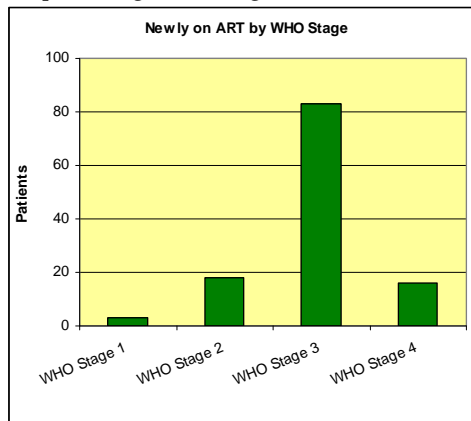
Graph 4



Graph 5 (Migori & Rongo)

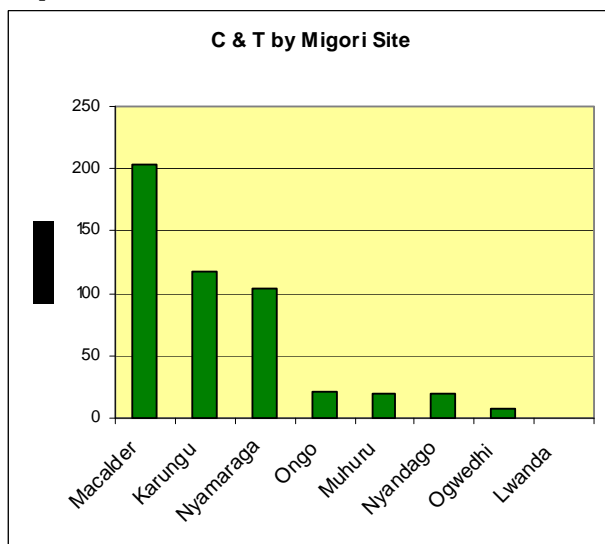


Graph 6 (Migori & Rongo)

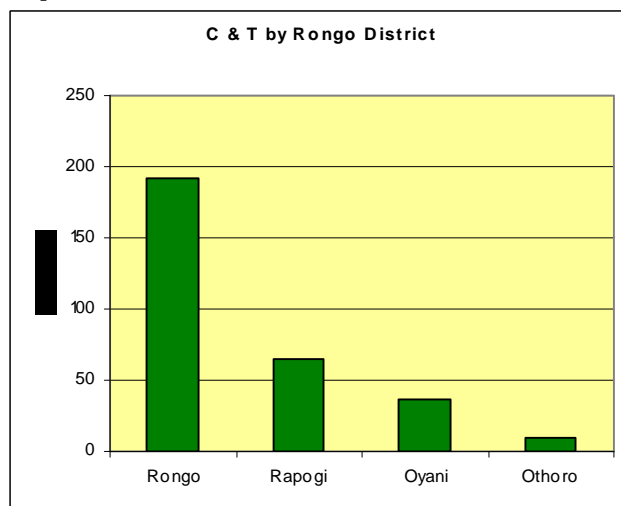


II. HIV COUNSELING & TESTING

Graph 7



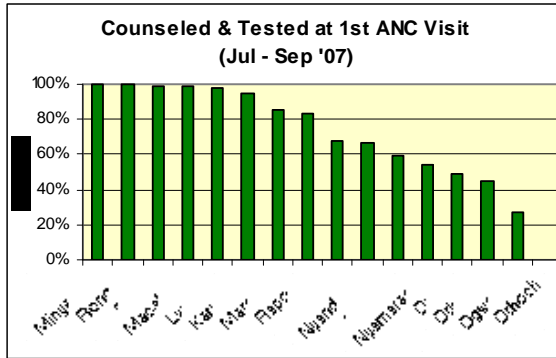
Graph 8



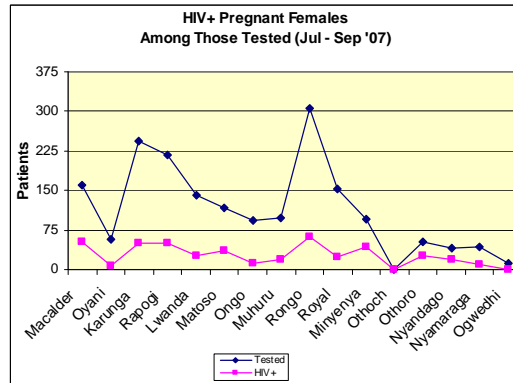
III. PREVENTION OF PARENT TO CHILD TRANSMISSION

Table 2: Migori/Rongo PPCT SUMMARY		7/07-9/07 (16 sites)
Number HIV counseled, tested, & received results		2278
Proportion HIV positive		23%
Proportion women receiving ARV prophylaxis		83% (ANC 93%)
Infants tested for HIV (PCR) at 6 weeks		54
Infants tested for HIV at 3 months		73

Graph 8

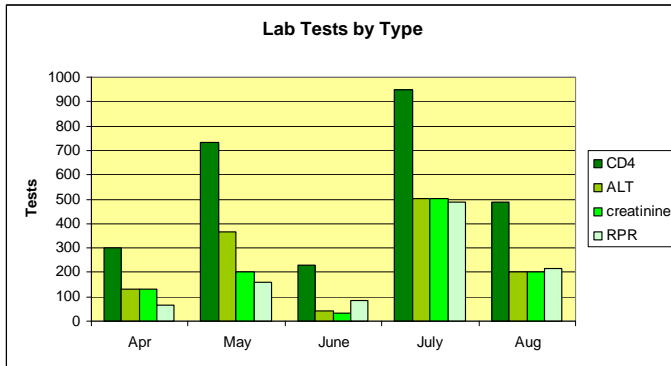


Graph 9



IV. LABORATORY

Graph 10



Graph

